

# PERRIN

## PERFORMANCE

### 2015 WRX Shifter Bushing

2014-04-16

Thank you for purchasing this PERRIN product for your car! Installation of this product should only be performed by persons experienced with installation of aftermarket performance parts and proper operation of high performance vehicles. If vehicle needs to be raised off the ground for installation, the installer must use proper jacks, jack-stands and/or a professional vehicle hoist for safety of the installer and to protect property. If the vehicle is lifted improperly, serious injury or death may occur! Please read through all instructions before performing any portion of installation. If you have any questions, please contact our tech department prior to starting installation. We can be reached in any of the following methods:

Email [Tech@PERRINperformance.com](mailto:Tech@PERRINperformance.com)

Instant Chat off the main page of [www.PERRINperformance.com](http://www.PERRINperformance.com)


Or simply call our tech team at 503-693-1702

#### GENERAL MODIFICATION NOTE

Modifications to any vehicle can change the handling and performance. As with any vehicle extreme care must be used to prevent loss of control or roll-over during sharp turns or abrupt maneuvers. Always wear seat belts, and drive safely, recognizing that reduced speeds and specialized driving techniques may be required. Failure to drive a vehicle safely may result in serious injury or death. Do not drive a vehicle unless you are familiar with its unique handling characteristics and are confident of your ability to maintain control under all driving conditions. Some modifications (and combinations of modifications) are not recommended and may not be permitted in your state or country. Consult the owner's manual, service manual, instructions accompanying these products, and local laws before purchasing and installing these modifications. You are responsible for the legality and safety of the vehicle you modify using these components


#### Parts Included with the PERRIN Shifter Bushings:

- (1) Shifter Bushing for WRX
- (1) Grease Packet



#### Installation Instructions:


- 1) Place car in neutral. Raise vehicle onto jack stands or use commercial vehicle hoist. NOTE: NEVER WORK ON A VEHICLE SOLELY SUPPORTED BY A JACK!
- 2) Locate Lower Shifter linkage cover plate on right side of transmission. Remove (2) bolts holding plate to side of transmission.



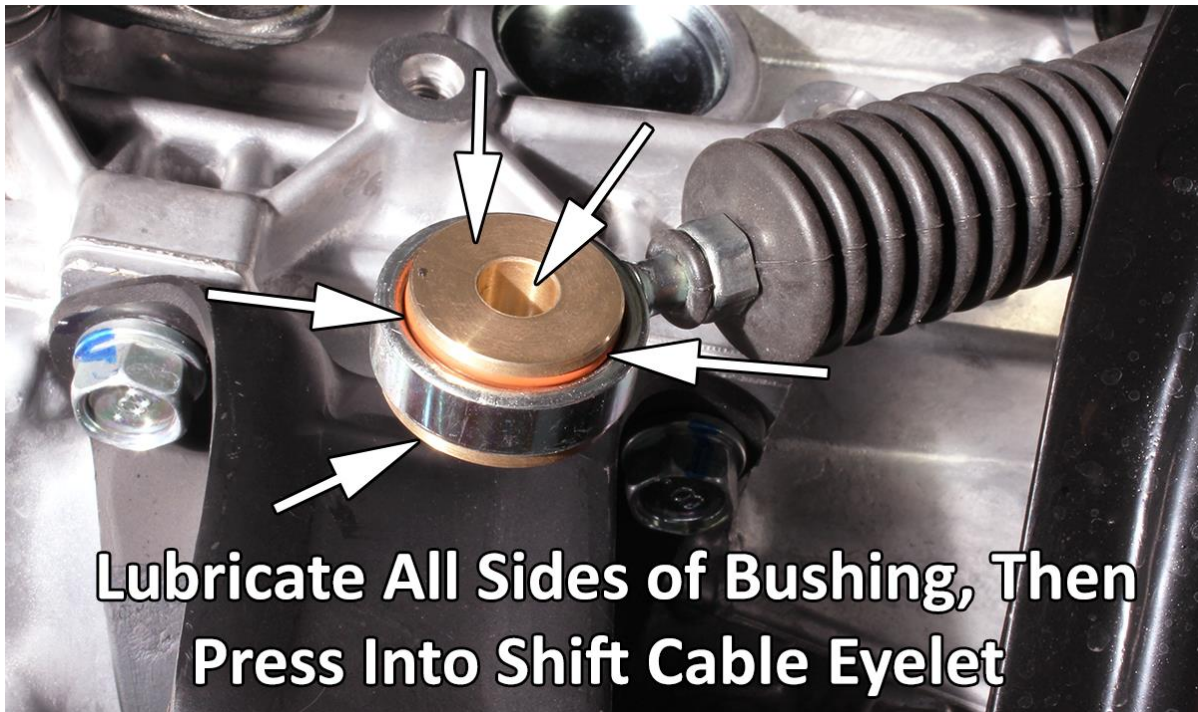
- 3) Locate pin securing shift cable and bushing to pivot on shift linkage. Remove pin and large black washer behind it.
- 4) Remove large clip holding shift cable to bracket on right side of transmission.



- 5) Slide cable off of pivot and out of bracket on side of transmission. Pull cable down and out of way to allow for easier access.
- 6) Place a screwdriver into center of bushing and twist bushing out of shift cable.



- 7) Generously lubricate PERRIN Shifter bushing with supplied grease on all sides of bushing. Lubricate pivot point where bushing will pivot on.
- 8) Place shifter bushing into eyelet of cable so flanged side is facing toward the transmission. **NOTE: Make sure and press bushing completely up to flange.**



- 9) In one step, install cable through bracket and over pivot on shift linkage. **Note: This can be made easier by moving the shift linkage toward the front of car. After the cable is installed, you will need to return the transmission to the neutral position.**
- 10) Reinstall large black washer over pivot and bushing. Reinstall pin removed in earlier step that contains washer/bushing and shift cable.



- 11) Reinstall large clip removed earlier. Make sure that large clip is reinstalled completely and pushed all the way up to cable.
- 12) Inside car make sure transmission shifts as normal and no binding or clunking is felt.
- 13) Reinstall lower shift linkage cover plate and tighten bolts to 15ft-lbs.

Questions, Comments and Suggestions Contact: [Tech@PERRINperformance.com](mailto:Tech@PERRINperformance.com)  
Visit Our Website for Instant Chat Options at [www.PERRINperformance.com](http://www.PERRINperformance.com)  
Call Our Tech Team at 503-693-1702