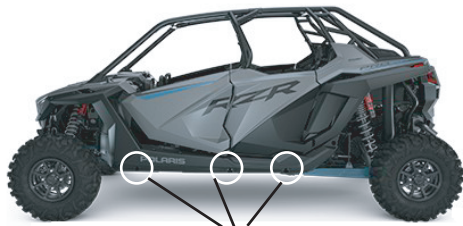


3 Align the anchor assemblies with 3 mounting holes in the vehicle chassis. Press inward on to the vehicle and tighten the bolts to secure the rock slider. make sure each anchor is mounted correctly.



Mounting Holes



4 Screw 3 bolts (6mm x 50mm) to secure the top side of the Rock slider



Repeat all the steps to place the Rock Slider of the opposite side

ROCK SLIDER INSTALLATION MANUAL



For technical support , please write us to:
info@afxmotorsports.com or call us at:
Ph. 956-242-6521

HAVE FUN AND A SAFE RIDE!



www.afxmotorsports.com

4610 Modern Lane, Laredo, TX 78041 Ph. 956-242-6521

THIS PRODUCT IS FOR OFF ROAD USE ONLY

POLARIS PRO XP 4 SEATER 2019-2021

SKI130-A

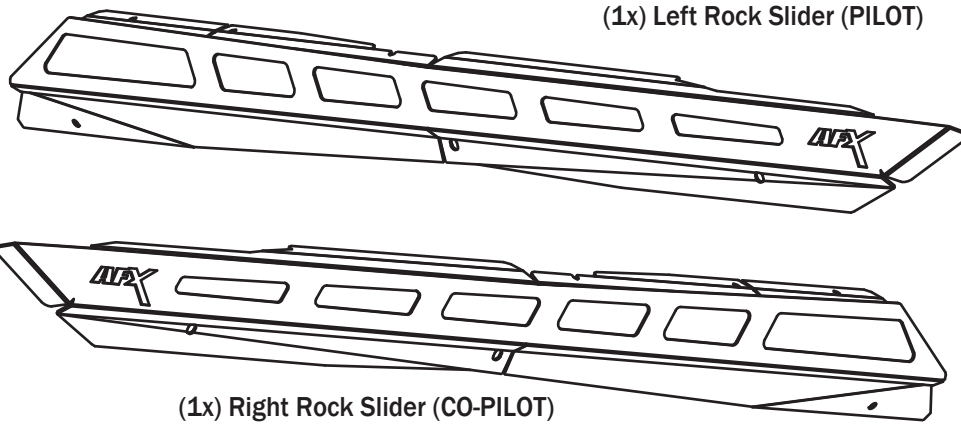
THANK YOU!

FOR PURCHASING AT AFX MOTORSPORTS



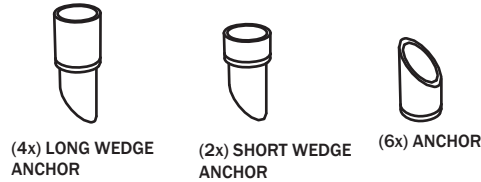
HOW TO INSTALL

Pieces included:



Hardware:

- (6x) 3/8" x 4 - 1/2" Bolt
- (6x) 6mm x 50mm Bolt
- (6x) 3/8" Lock Washer
- (6x) 1/4" Washer
- (6x) 3/8" Flat washer



Tools needed (Not Included):

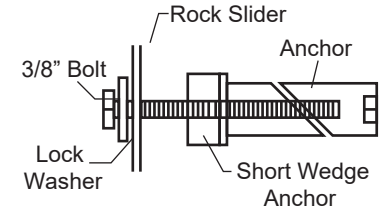
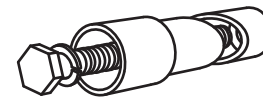
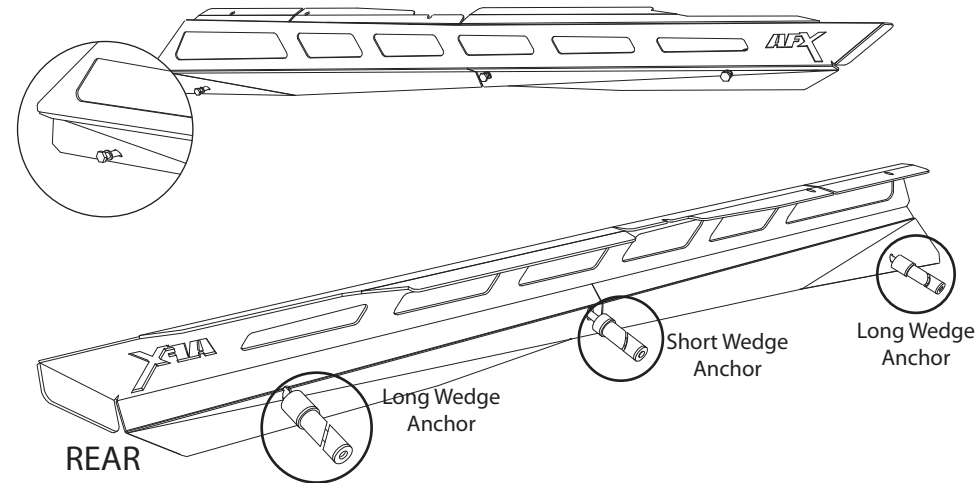
- 5/32" Allen Key
- 9/16" Combination Wrench

Liability Statement

AF1 Motorsports products are designed to best fit user's ATV/UTV under stock conditions. Adding, modifying, or fabricating any factory or aftermarket parts will void any warranty provided by AF1 Motorsports and is not recommended. AF1 Motorsports products could interfere with other aftermarket accessories. If user has aftermarket products on machine, contact AF1 Motorsports to verify that they will work together. Although AF1 Motorsports has thousands of satisfied customers, user should be aware that installing bumpers, rock sliders, spare tire carriers, etc. will change the ride of machine and may increase maintenance and part wear. Operating any off-road machine while, or after, consuming alcohol and/or drugs increases risk of bodily harm or death. No warranty or representation is made as to this product's ability to protect user from severe injury or death. AF1 Motorsports urges operators and occupants to wear a helmet and appropriate riding gear at all times. By purchasing and installing AF1 Motorsports products, user agrees that should damages occur, AF1 Motorsports will not be held responsible for loss of time, use, labor fees, replacement parts, or freight charges. AF1 Motorsports, nor any 3rd party, will not be held responsible for any direct, indirect, incidental, special, or consequential damages that result from any product purchased from AF1 Motorsports. The total liability of seller to user for all damages, losses, and causes of action, if any, shall not exceed the total purchase price paid for the product that gave rise to the claim. AF1 Motorsports will warranty only parts provided by AF1 Motorsports. Any damage or problems with OEM housings, bearings, seals, or other manufacturers' products will not be covered by AF1 Motorsports. AF1 Motorsports parts and products are not warranted if item was not installed properly, misused, or modified.

1

Pass three 3/8" bolts through the 3 perforations on the rock slider and the wedge anchor before placing the rock slider on the vehicle.



2

Remove the 3 bolts on the side panel of the vehicle.

