

D518[®]
HYDRO

OWNER'S MANUAL
BTRC-SQ
WATERPROOF BT REMOTE
CONTROLLER - SQUARE



BTRC-SQ

Congratulations on the purchase of the BTRC-SQ. It has been designed, engineered and manufactured for the highest level of performance and quality.

FEATURES

Waterproof universal BT remote controller.

Inputs & Outputs: USB Port

USB Charging (1A)

Two RCA Line out

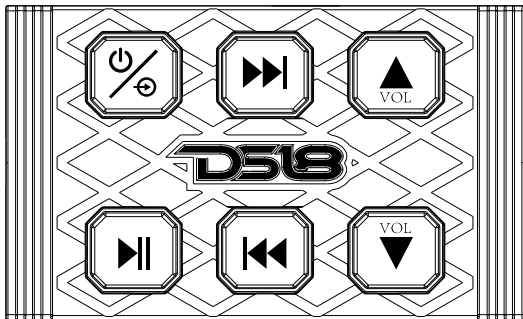
AUX Input

General: IPX6

Illuminated Controls

WHAT'S INCLUDED

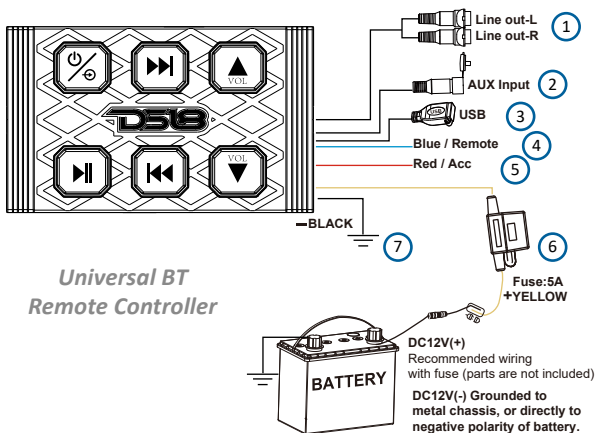
- (1) BT remote controller
- (1) 3.5mm Stereo wire



WARNING

While we have designed the mounting system to provide a safe and stable installation, it is important to remember these are objects that will be used in an environment that is extremely bumpy and turbulent. Please consider all possible scenarios where these will be placed and secured.

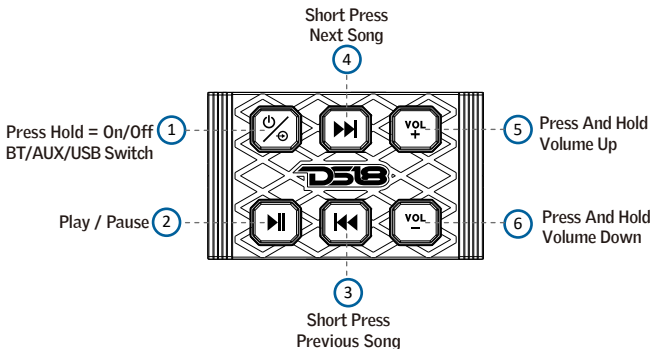
All specifications subject to change without notice



NO.	OPERATIONS - CONTROLS
1	RCA Pre-Output: Audio Signal to the external amplifier (White: Left Ch, Red: Right Ch)
2	3.5mm Jack Audio Input: Analog Audio Auxiliary input using a stereo plug wire
3	USB Port: Connect a USB Drive up to 32Gb with MP3/WMA Audio files
4	Blue Wire: Remote Output, connect this to the external amplifier
5	Red Wire: ACC, connect this to an Accessory switch or a Master Switch, this allows to turn on/off the device to avoid battery from discharging when not in use
6	Yellow Wire with Fuse Holder: Power +12V, connect directly to the battery source (positive)
7	Black Wire: Negative/Ground, Connect this directly to the Negative post or chassis ground





BTRC-SQ

CONTROLS FUNCTION



NO	CONTROL	FUNCTION
①		Long press 3 seconds for Power on / off Short press for switching BT / Aux in / USB mode
②		Short press for play / pause Long press for LED off / on
③		Short press for previous song
④		Short press for next song
⑤	VOL +	Short press to increase volume by one scale Long press to continuously increase volume
⑥	VOL -	Short press to decrease volume by one scale Long press to continuously decrease volume

FUNCTION DEFINITION

NO	CONTROL	FUNCTION	REMARK
①		Press 3 seconds for power on. After turned on the BTRC/SQ, the default red background light is always on. After power on, the red/blue LED flashes alternately, the BT is in searching situation, and the old connected device will be searched synchronously and paired. When the device is searched, only the blue light is on. The blue light flashes quickly during the connection process and is always on after connected.	Each time you switch the sources mode, you must set the volume back to 1/3 of the total volume.
②		When play music in BT / AUX IN / USB mode, short press for play/pause (AUX is mute); the corresponding indicator light flashes during pause, long press to control the background light to turn on and off.	Indicator light: Blue: BT Red: AUX in Purple: USB
③		When playing music in BT / AUX IN / USB mode, short press for previous song.	
④		When playing music in BT / AUX IN / USB mode, short press for next song.	
⑤	VOL +	When playing music in BT / AUX IN / USB mode, short press to increase volume by one scale; long press to continuously increase volume. There is a beep when the volume is at its maximum, and it will keep beeping if pressing.	
⑥	VOL -	When playing music in BT / AUX IN / USB mode, short press to decrease volume by one scale; long press to continuously decrease volume.	
⑦	BT Connection	When BT is connected, the blue light will always be on, and the volume synchronized with the phone. BT device name: "DS18-BTRC"	
⑧	Auto connect function	BT will be disconnected if exceed the receiving range. The red background light flashes quickly when BT is in searching situation, and waiting for connection. When the device returns to the range, it will be automatically reconnected, the blue background light is always on. Press play to continue play music and volume is the same as earlier disconnection. While the device is not in range, other devices can connect to BT.	

Note: Fast flashing: every 0.25 seconds Slow flashing: every 0.5 seconds

BTRC-SQ

INSTALLATION

SEAMLESS FLUSH MOUNT

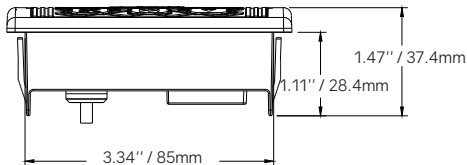
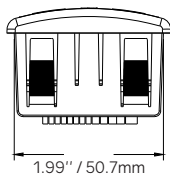
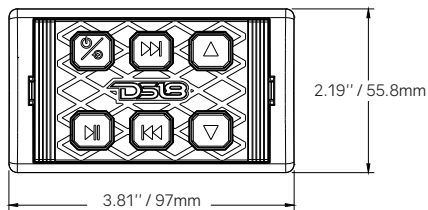
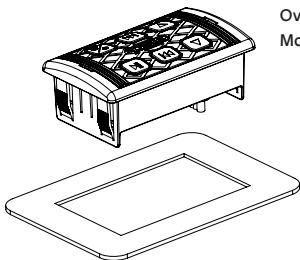
MEASUREMENTS:

Overall Length:3.81" / 97mm

Overall Depth:1.47" / 37.4mm

Overall Height:2.19" / 55.8mm

Mounting Hole Size: ..1.99"x3.34" / 50.7x85mm



SPECIFICATIONS:

Frequency response:	20Hz-20Khz
Signal to noise ratio:	≅ 80dB
T.H.D:	≅ 0.1%
Channel Separation:	≅ 60dB
Power:	DC 12V-14.4V
BT Wireless:	Ver. 5.0
RCA Line Out (Pre-Amp):	1 Pair (Left & Right) 2.5Volts
Aux Line Input:	Plug 3.5mm
Remote Out:	200mA
USB Player:	4Ft Extension Cord



FOR MORE INFORMATION
PLEASE VISIT
DS18.COM

WE LIKE IT LOUD



DS18[®]