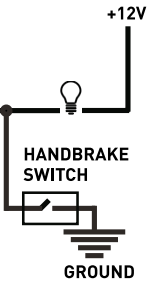
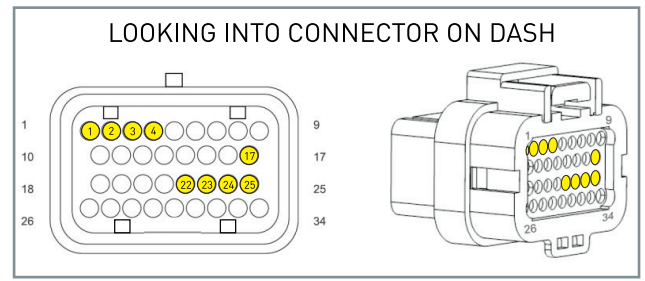
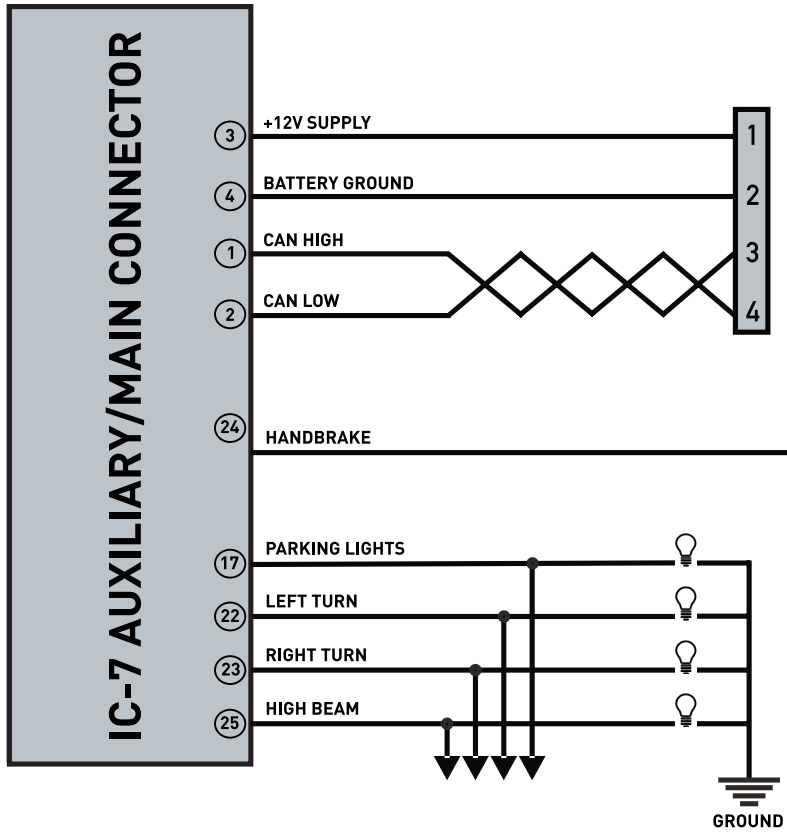




IC-7 DISPLAY DASH WIRING DIAGRAM



LEGEND:

-  SPLICE WIRE, SOLDER AND INSULATE
-  WIRE CONTINUES AS PER FACTORY WIRING

IC-7 DISPLAY DASH SPECIFICATIONS



Display Size	7"
Resolution	800 x 480
Shift Lights	14 RGB
Dimensions	217mm x 122mm x 39mm
Connectors	1 x M5 USB connector [COMMS] 1 x 34-pin Superseal [AUXILIARY/MAIN]
External Sensor and Connections	Haltech CAN OBD-II CAN 5 x switched inputs (left indicator, right indicator, high beam, parking lights, handbrake)
Internal Sensors / Inputs	6 x Control Buttons 1 x Ambient Light Sensor
Ingress Protection	IP66
Operating Voltage	6V - 20V
Max Current Draw	1A @ 12V
Ambient Temperature Range	-10°C ~ +60°C