



## Intercooler System, MQB 1.8T/2.0T

[Intercooler System, MK7/7.5 Volkswagen Golf/GTI/R, 8V  
Audi A3/S3, & 8S Audi TT/TTS 1.8T/2.0T EA888 Gen 3](#)




**034 MOTOR  
SPORT**

The 034Motorsport Intercooler System is designed to replace the factory, insufficiently sized intercooler in EA888 1.8T & 2.0T equipped MQB Volkswagens & Audis. The 034Motorsport Intercooler System was designed utilizing CAD and CFD software to optimize the high-speed core and cast end tanks to ensure excellent cooling properties and provide the engine with cooler, dense air for maximum performance potential.

### About This Guide:


This Assembly Guide documents the modifications necessary to properly install the 034Motorsport Intercooler System on your 1.8T/2.0T MQB Volkswagen or Audi. Pictures and part numbers may vary, but the process remains the same.


The 034Motorsport Intercooler System requires light trimming of the radiator shroud with a Dremel or cutting tool during the installation process. The modifications do not have any effect to the structural integrity or rigidity of the AC condenser and core support.



**Modification #1:** Trim the upper left AC Condenser Tab as marked in the photo

**Completed Cut:**






**Modification #2:** Trim the lower left radiator shroud as marked in the photo


**Completed Cut:**






**Modification #3:** Trim the upper right corner of the radiator shroud as marked in the photo.


**Completed cut:**





**Modification #4:** Trim the lower right corner of the radiator shroud as marked in the photo.

**Completed Cut:**



**Optional Modification:** The AC Condenser may rattle on some variations of MQB vehicles. To prevent this, we recommend drilling a small hole in the condenser tabs and utilizing a self-tapping screw (not included) as shown in the photos below:

