

997 CARRERA 3.8L INSTALLATION MANUAL

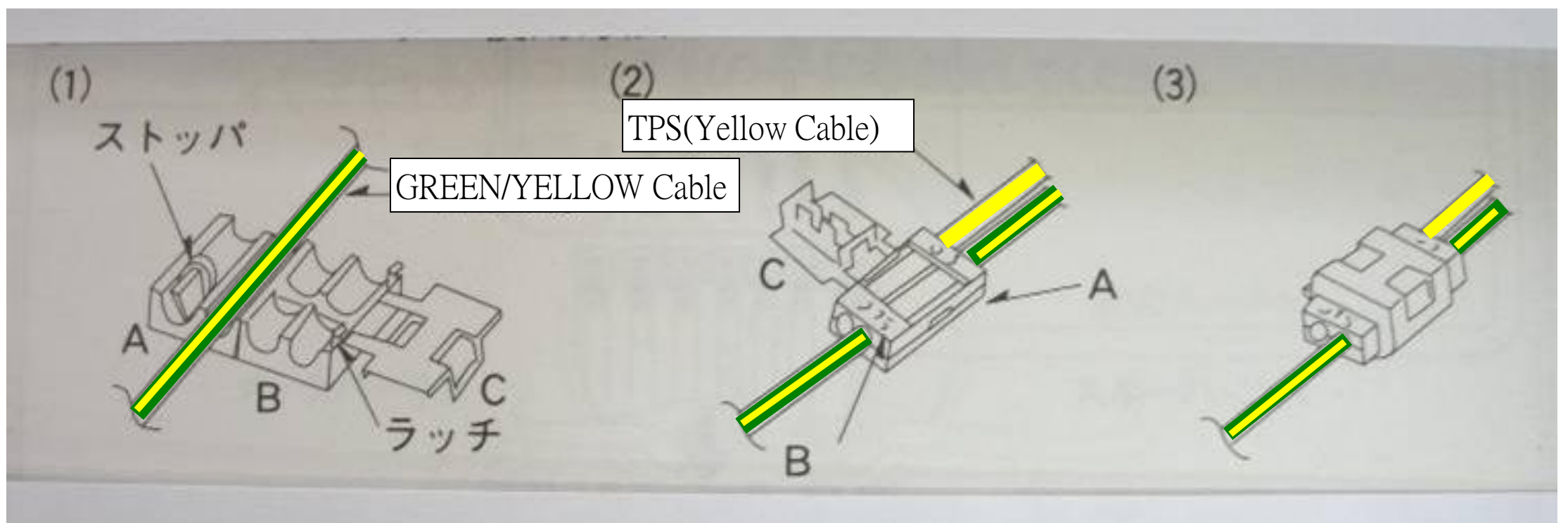



一、REMOTE CONTROL SYSTEM FOR YOUR REFERENCE

1. Yellow: TPS voltage signal 0-5v
2. Red: key on switch
3. Brown: GND
4. One-way valve
5. Vacuum Electric valve
6. Vacuum Canister







二、SEARCH KEY OIV POWER ⊕、GND ⊖ AND TPS VOLTAGE SIGNAL 0~5V。

1、OPEN KEY OIV POWER(YOU CAN FIND IT AT COCKPIT) AND
PUT RED CABLE INTO POSITION AS PHOTO SHOW.



2、GND⊖ : HANG ON GND



COMPLETED INSTALLATION

三、IF YOU WANT TO TUNE YOUR MID PIPE PLEASE PAY ATTENTION TO THIS
YOU HAVE TO TAKE OFF PART AS BELOW PHOTO SHOW

